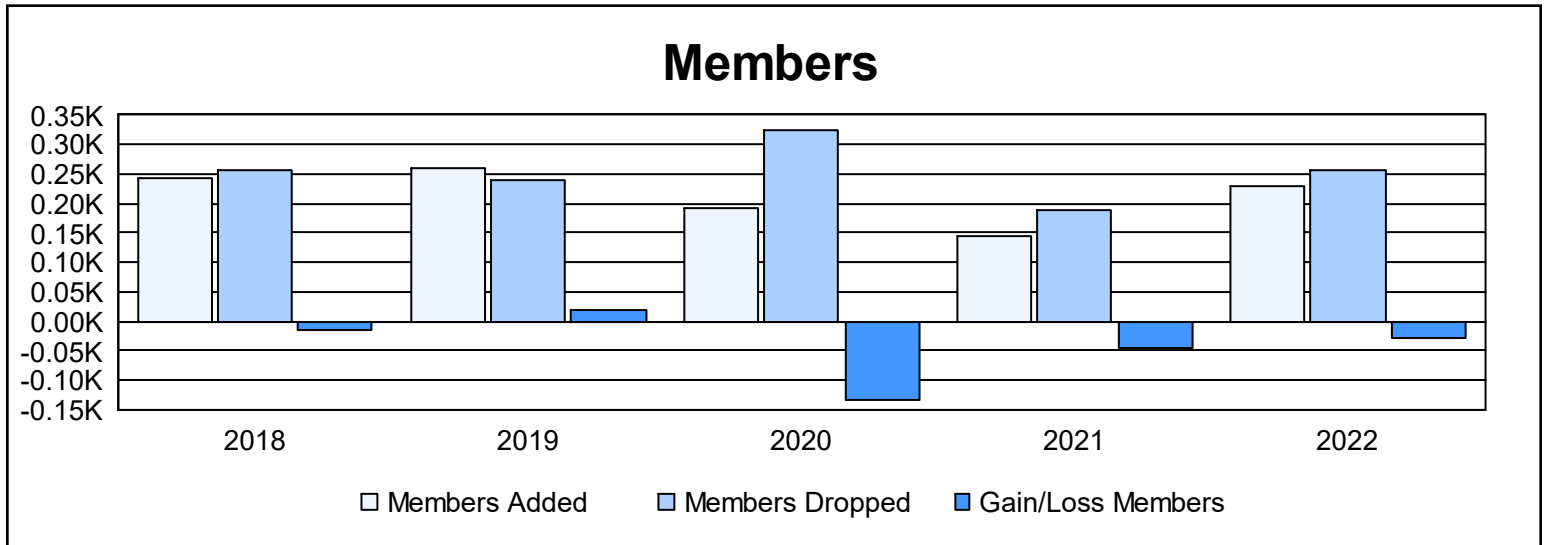
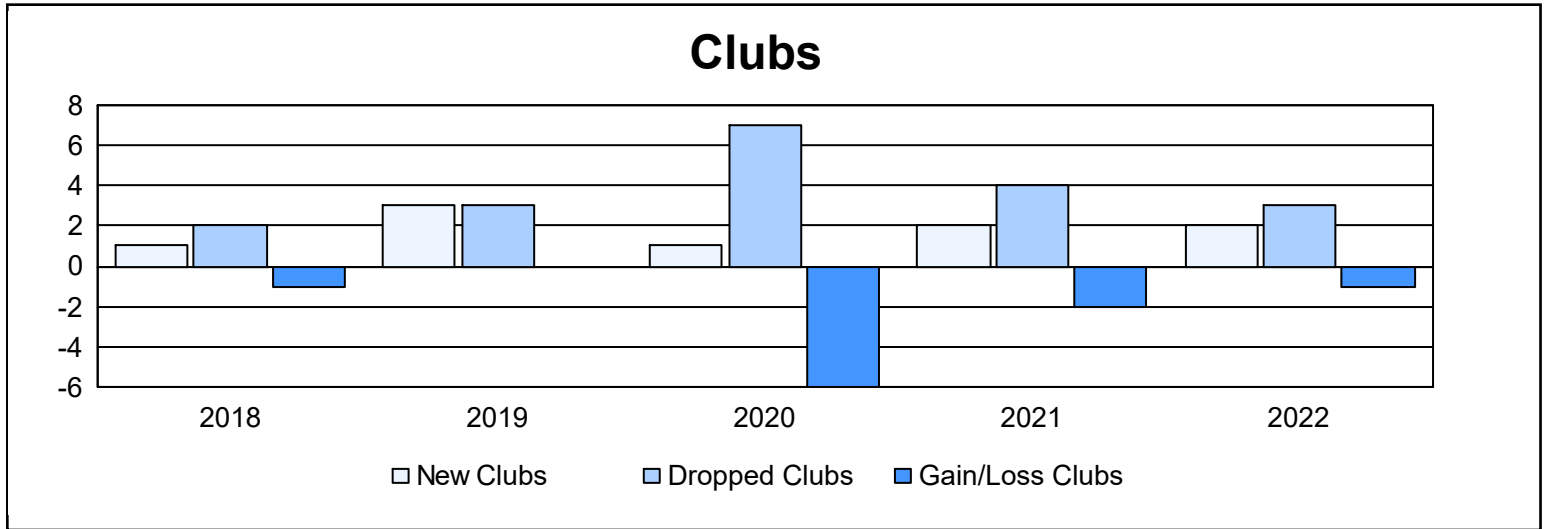
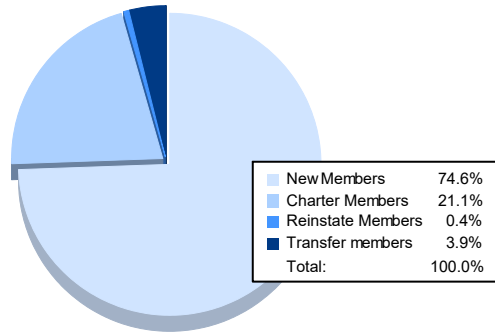


Year	New Clubs	Dropped Clubs	Gain/ Loss Clubs	New Members	Charter Members	Reinstate Members	Transfer Members	Total Member Added	Total Members Dropped	Gain/ Loss Members
2017-2018	1	2	-1	203	22	4	15	244	258	-14
2018-2019	3	3	0	157	88	8	6	259	241	18
2019-2020	1	7	-6	131	25	29	8	193	326	-133
2020-2021	2	4	-2	75	43	16	9	143	189	-46
2021-2022	2	3	-1	170	48	1	9	228	258	-30
<b>Average</b>	<b>2</b>	<b>4</b>	<b>-2</b>	<b>147</b>	<b>45</b>	<b>12</b>	<b>9</b>	<b>213</b>	<b>254</b>	<b>-41</b>



### Membership Composition June 2022 Cumulative



### Gender Composition June 2022 Cumulative

